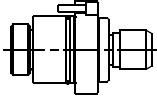
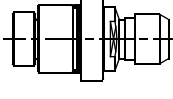
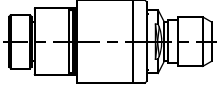
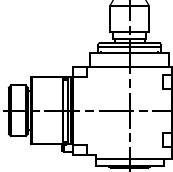
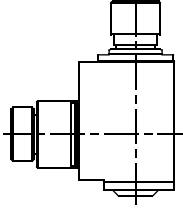
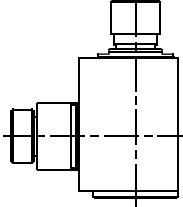
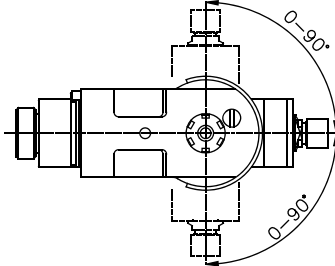
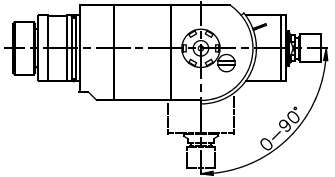
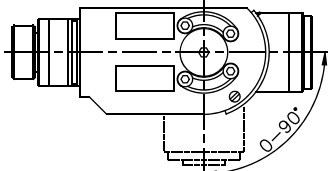


PROTEO TL-25 / TL-42

Higher precision : 0,003 mm runout

Proteo ref			
PR.000.TL25	AXIAL		ER-16 RATIO 1:1 7000 RPM MAX
PR.000.TL42/A	AXIAL		ER-20 RATIO 1:1 7000 RPM MAX
PR.000.TL42/B	AXIAL (HEAVY DUTY)		ER-20 RATIO 1:1 6000 RPM MAX
PR.010.TL25	RADIAL		ER-16 RATIO 1:1 7000 RPM MAX
PR.010.TL42/A	RADIAL		ER-20 RATIO 1:1 7000 RPM MAX
PR.010.TL42/B	RADIAL (HEAVY DUTY)		ER-20 RATIO 1:1 6500 RPM MAX
PR.021.TL25	RADIAL ADJUSTABLE		ER-11 RATIO 1:1 7000 RPM MAX
PR.021.TL42/A	RADIAL ADJUSTABLE		ER-11 RATIO 1:1 7000 RPM MAX
PR.021.TL42/B	RADIAL ADJUSTABLE		ER-16A RATIO 1:1 7000 RPM MAX



Tooling for : BENZINGER - CITIZEN - DMG - ESCOMATIC - HANWHA - MAIER - MANURHIN -NEXTURN - PFIFFNER - STAR - TSUGAMI - WITECH - ETC.

MADAULA GROUP
Chicago - São Paulo
Barcelona - Bologna - Waghäusel

hello@madaula.com
Specials : welcome

