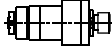

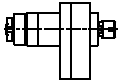
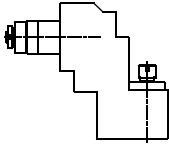

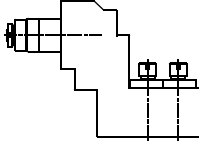
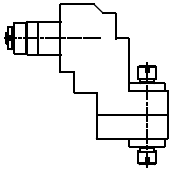

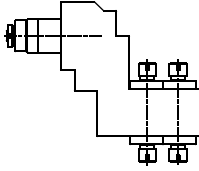
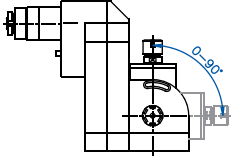

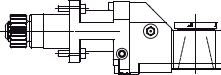


CITIZEN A20 VII Ø31 GANG TOOLING

Higher precision : 0,003 mm runout

	Citizen ref					
CZ.000.A20	BSC-210	AXIAL		ER-11 RATIO 1:1 6.000 RPM MAX.		
CZ.002.A20	BSC-510	AXIAL SPEEDER		ER-11 RATIO 1:3 18.000 RPM MAX.		
CZ.011.A20	BSE-107	RADIAL SET-BACK		ER-11 RATIO 1:1 6.000 RPM MAX.		
CZ.029.A20	BSE-207	RADIAL 2 SPINDLES		ER-11 RATIO 1:1 6.000 RPM MAX.		
CZ.008.A20	BSE-1007	RADIAL DOUBLE OUTPUT		ER-11 RATIO 1:1 6.000 RPM MAX.		
CZ.029.A20-4	BSE-2007	RADIAL 4 SPINDLES		ER-11 RATIO 1:1 6.000 RPM MAX.		
CZ.021.A20	BSA-107	RADIAL ADJUSTABLE		ER-11 RATIO 1:1 5.000 RPM MAX.		
CZ.035.A20		THREAD WHIRLING ± 12,5°		CUTTING HEAD RATIO 1:1 6.000 RPM MAX.		

Tooling for : BENZINGER - CITIZEN - DMG - ESCOMATIC - HANWHA - MAIER - MANURHIN -NEXTURN - PFIFFNER - STAR - TSUGAMI - WITECH - ETC.

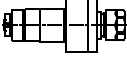

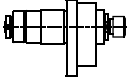
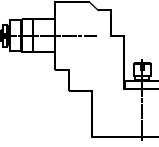

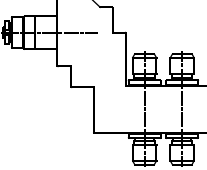
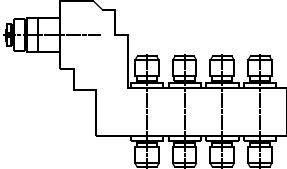

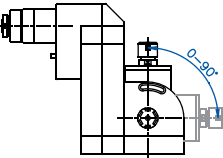
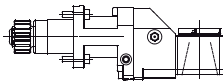

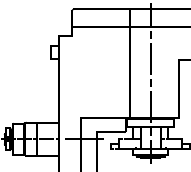
MADAULA GROUP
Chicago - São Paulo
Barcelona - Bologna - Waghäusel

hello@madaula.com
Specials : welcome



CITIZEN A32 VII Ø31 GANG TOOLING

Higher precision : 0,003 mm runout

	Citizen ref					
CZ.000.A32	GSC-1110	AXIAL		ER-16 RATIO 1:1 5.000 RPM MAX.		
CZ.002.A32	BSC-610	AXIAL SPEEDER		ER-11 RATIO 1:3 15.000 RPM MAX.		
CZ.011.A32		RADIAL SET-BACK		ER-16 RATIO 1:1 5.000 RPM MAX.		
CZ.029.A32-4	BSE-3207	RADIAL 4 SPINDLES		ER-16 RATIO 1:1 5.000 RPM MAX.		
CZ.029.A32-8	BSE-3208	RADIAL 8 SPINDLES		ER-16 RATIO 1:1 5.000 RPM MAX.		
CZ.021.A32	BSA-3107	RADIAL ADJUSTABLE		ER-11 RATIO 1:1 5.000 RPM MAX.		
CZ.035.A20		THREAD WHIRLING ± 12,5°		CUTTING HEAD RATIO 1:1 6.000 RPM MAX.		
CZ.034.A32	BSF-509	POLYGON MAKER		Ø10 RATIO 1:1 5.000 RPM MAX.		

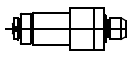

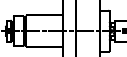
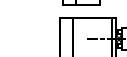







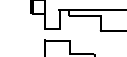

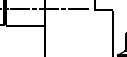
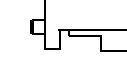

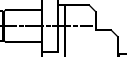
Tooling for : BENZINGER - CITIZEN - DMG - ESCOMATIC - HANWHA - MAIER - MANURHIN - NEXTURN - PFIFFNER - STAR - TSUGAMI - WITECH - ETC.

MADAULA GROUP
Chicago - São Paulo
Barcelona - Bologna - Waghäusel

hello@madaula.com
Specials : welcome



CITIZEN K12/K16 Ø24 GANG TOOLING

CZ.000.K12/K16	Citizen ref GSC-807	AXIAL		ER-11 RATIO 1:1 6.000 RPM MAX.	
CZ.002.K12/K16	GSC-807 (3X)	AXIAL SPEEDER		ER-11 RATIO 1:3 18.000 RPM MAX.	
CZ.023.K12/K16	GSC-860	AXIAL DOUBLE OUTPUT		ER-11 RATIO 1:1 6.000 RPM MAX.	
CZ.23.K12/K16S	GSC-860S	AXIAL DOUBLE OUTPUT SPEEDER		ER-11 RATIO 1:1 / 1:2 6.000 / 12.000 RPM MAX.	
CZ.011.K12/K16	GSE-2607	RADIAL SET-BACK		ER-11 RATIO 1:1 6.000 RPM MAX.	
CZ.013.K12/16	GSE-2607-2x	RADIAL SET-BACK SPEEDER		ER-11 RATIO 1:2 12.000 RPM MAX.	
CZ.033.K12/K16	GSE-2707	RADIAL SUBSPINDLE		ER-11 RATIO 1:1 6.000 RPM MAX.	
CZ.013.K12/K16S	GSE-2707 (2X)	RADIAL SUBSPINDLE SPEEDER		ER-11 RATIO 1:2 12.000 RPM MAX.	
CZ.008.K12/K16	GSE-2807	RADIAL DOUBLE OUTPUT		ER-11 RATIO 1:1 6.000 RPM MAX.	
CZ.008.K12/K16S	GSE-2307-2x	RADIAL DOUBLE OUTPUT SPEEDER		ER-11 RATIO 1:2 12.000 RPM MAX.	
CZ.029.K12/K16-3		RADIAL 3 SPINDLES		ER-8 RATIO 1:1 6.000 RPM MAX.	
CZ.029.K12/K16-4	GSE-2007	RADIAL 4 SPINDLES		ER-11 RATIO 1:1 6.000 RPM MAX.	

Tooling for : BENZINGER - CITIZEN - DMG - ESCOMATIC - HANWHA - MAIER - MANURHIN - NEXTURN - PFIFFNER - STAR - TSUGAMI - WITECH - ETC.

MADAULA GROUP

Chicago - São Paulo

Barcelona - Bologna - Waghäusel

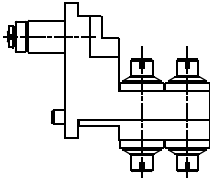

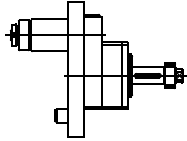

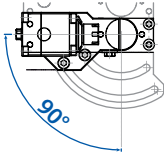
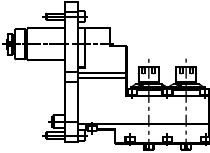

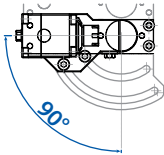
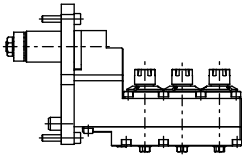

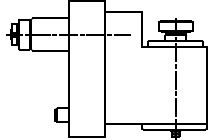

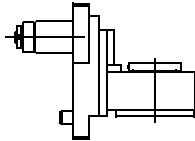

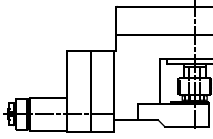

hello@madaula.com

Specials : welcome

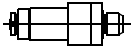

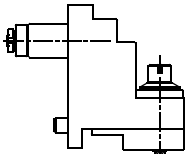



CITIZEN K12/K16 Ø24 GANG TOOLING

Higher precision : 0,003 mm runout

CZ.029.K12/K16-4S	Citizen ref GSE-2507-2x	RADIAL 4 SPINDLES SPEEDER		ER-11 RATIO 1:2 12.000 RPM MAX.	
CZ.038.K12/K16	GSS-350	AXIAL SAW-MILL REDUCER		Ø 13 RATIO 2:1 3.000 RPM MAX.	
CZ.051.K12/K16-A		RADIAL DOUBLE ADJUSTABLE 0-90°		ER-11 RATIO 1:1 6.000 RPM MAX.	
CZ.051.K12/K16-B		RADIAL TRIPLE ADJUSTABLE 0-90°		ER-8 RATIO 1:1 6.000 RPM MAX.	
CZ.034.K12/K16		POLYGON MAKER REDUCER		Ø 13 RATIO 3:1 2.000 RPM MAX.	
CZ.035.K12/K16	GSW-101	THREAD WHIRLING ± 15°		CUTTING HEAD RATIO 1:1 6.000 RPM MAX.	
CZ.036.K12/K16		GEAR HOBBING		Ø 8 RATIO 1:1 6.000 RPM MAX.	

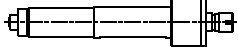
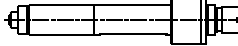
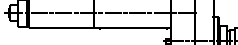
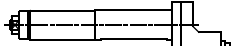

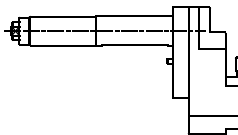
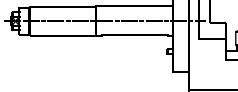
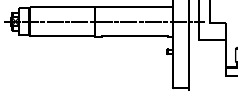
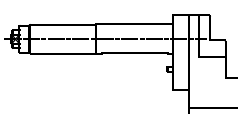
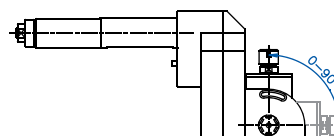
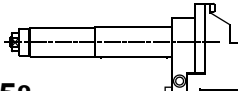
CITIZEN K12/K16 BACKSPINDLE UNITS

CZ.000.K12 POST	GSC-1107	AXIAL		ER-11 RATIO 1:1 6.000 RPM MAX.	
CZ.011.K12 POST	GSS-1430	RADIAL		ER-11 RATIO 1:1 6.000 RPM MAX.	

Tooling for : BENZINGER - CITIZEN - DMG - ESCOMATIC - HANWHA - MAIER - MANURHIN - NEXTURN - PFIFFNER - STAR - TSUGAMI - WITECH - ETC.

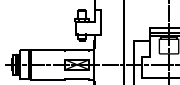
CITIZEN C16/M12/M16 Ø25 GANG TOOLING

Higher precision : 0,003 mm runout

	Citizen ref			
CZ.000.C16-A	GSC-607	AXIAL		ER-11 RATIO 1:1 8.000 RPM MAX.
CZ.000.C16-B		AXIAL		ER-16 RATIO 1:1 8.000 RPM MAX.
CZ.001.C16-A		AXIAL OFFSET		ER-16 RATIO 1:1 8.000 RPM MAX.
CZ.001.C16-B		AXIAL OFFSET		ER-16A RATIO 1:1 8.000 RPM MAX.
CZ.002.C16	GSC-607-3x	AXIAL SPEEDER		ER-11 RATIO 1:3 15.000 RPM MAX.
CZ.008.C16	GSE-707	RADIAL 2 SPINDLES		ER-11 RATIO 1:1 8.000 RPM MAX.
CZ.011.C16-A	GSE-507	RADIAL SET-BACK		ER-11 RATIO 1:1 8.000 RPM MAX.
CZ.011.C16-B	GSE-508	RADIAL SET-BACK		ER-11 RATIO 1:1 8.000 RPM MAX.
CZ.013.C16	GSE-507-2x	RADIAL SET-BACK SPEEDER		ER-11 RATIO 1:2 12.000 RPM MAX.
CZ.021.C16	GSA-407	RADIAL ADJUSTABLE		ER-11 RATIO 1:1 8.000 RPM MAX.
CZ.035.C16	LSW-424	THREAD WHIRLING ± 12.5°		CUTTING HEAD RATIO 1:1 6.000 RPM MAX.



CITIZEN L 20 Ø25 GANG TOOLING

CZ.011.L20		RADIAL SET-BACK		ER-11 RATIO 1:1 5.000 RPM MAX.
------------	--	----------------------------	---	--------------------------------------

Tooling for : BENZINGER - CITIZEN - DMG - ESCOMATIC - HANWHA - MAIER - MANURHIN - NEXTURN - PFIFFNER - STAR - TSUGAMI - WITECH - ETC.

MADAULA GROUP
Chicago - São Paulo
Barcelona - Bologna - Waghäusel

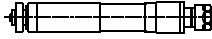
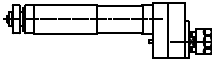
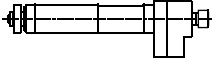
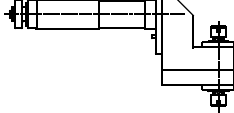
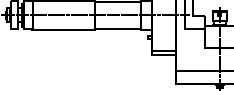
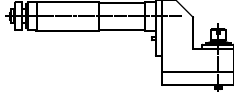
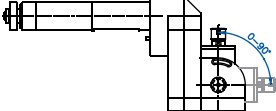
hello@madaula.com

Specials : welcome



CITIZEN L16/L20 Ø32 GANG TOOLING

Higher precision : 0,003 mm runout

	Citizen ref			
CZ.000.L16/L20	GSC-510	AXIAL		ER-16 RATIO 1:1 9.000 RPM MAX.
CZ.001.L16/L20		AXIAL OFFSET		ER-16 RATIO 1:1 9.000 RPM MAX.
CZ.002.L16/L20	GSC-510-3x	AXIAL SPEEDER		ER-11 RATIO 1:3 15.000 RPM MAX.
CZ.008.L16/L20	GSE-306-DE312	RADIAL DOUBLE OUTPUT		ER-11 RATIO 1:3 15.000 RPM MAX.
CZ.011.L16/L20	GSE-306	RADIAL SET-BACK		ER-11 RATIO 1:1 9.000 RPM MAX.
CZ.013.L16/L20		RADIAL SPEEDER		ER-11 RATIO 1:3 15.000 RPM MAX.
CZ.021.L16/L20S		RADIAL ADJUSTABLE SPEEDER		ER-11 RATIO 1:2.5 15.000 RPM MAX.



Tooling for : BENZINGER - CITIZEN - DMG - ESCOMATIC - HANWHA - MAIER - MANURHIN - NEXTURN - PFIFFNER - STAR - TSUGAMI - WITECH - ETC.

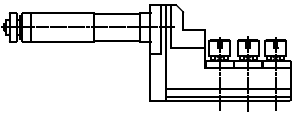
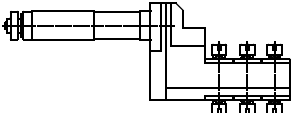
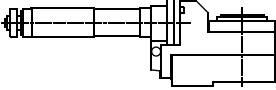
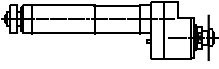
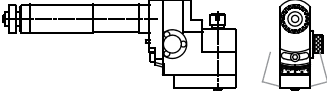
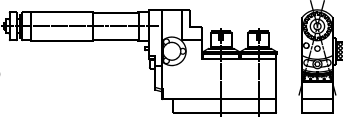
MADAULA GROUP
Chicago - São Paulo
Barcelona - Bologna - Waghäusel

hello@madaula.com
Specials : welcome



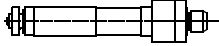
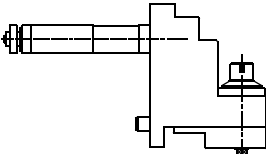
CITIZEN L16/L20 Ø32 ^{GANG} _{TOOLING}

Higher precision : 0,003 mm runout

	Citizen ref			
CZ.029.L16/L20-3	GSE-1110	RADIAL 3 SPINDLES		ER-11 RATIO 1:1 9.000 RPM MAX.
CZ.029.L16/L20-6	GSE-1307	RADIAL 6 SPINDLES		ER-11 RATIO 1:1 9.000 RPM MAX.
CZ.035.L16/L20	LSW-101	THREAD WHIRLING ± 15°		CUTTING HEAD RATIO 1:1 6.000 RPM MAX.
CZ.038.L16/L20	GSS-510	AXIAL SAW-MILL		Ø 13 RATIO 2:1 5.000 RPM MAX.
CZ.051.L16/L20-A		RADIAL "Y" AXIS ± 15°		ER-11 RATIO 1:1 9.000 RPM MAX.
CZ.051.L16/L20-B	CSMCC-0233	RADIAL "Y" AXIS ± 15°		ER-11 RATIO 1:1 9.000 RPM MAX.



CITIZEN L16/L20 BACKSPINDLE
UNITS

CZ.000.L16/L20 POST		AXIAL		ER-11 RATIO 1:1 6.000 RPM MAX.
CZ.011.L16/L20 POST		RADIAL		ER-11 RATIO 1:1 6.000 RPM MAX.



Tooling for : BENZINGER - CITIZEN - DMG - ESCOMATIC - HANWHA - MAIER - MANURHIN -NEXTURN - PFIFFNER - STAR - TSUGAMI - WITECH - ETC.

MADAULA GROUP
Chicago - São Paulo
Barcelona - Bologna - Waghäusel

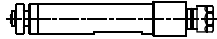
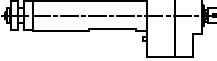
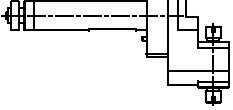
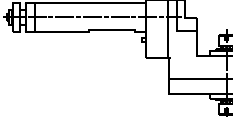
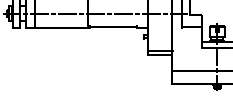
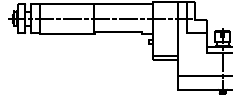
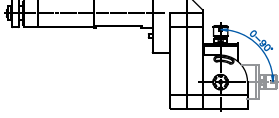
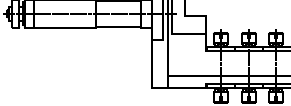
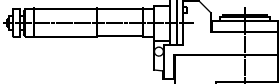
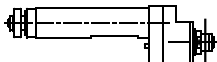
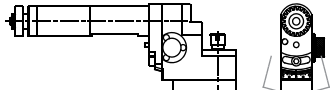
hello@madaula.com

Specials : welcome



CITIZEN L25/L32 Ø32 GANG TOOLING

Higher precision : 0,003 mm runout

	Citizen ref			
CZ.000.L25/L32	GSE-310	AXIAL		ER-16 RATIO 1:1 9.000 RPM MAX.
CZ.002.L25/L32	GSE-310-3x	AXIAL SPEEDER		ER-11 RATIO 1:3 15.000 RPM MAX.
CZ.008.L25/L32	GSX-310	RADIAL DOUBLE OUTPUT		ER-11 RATIO 1:1 9.000 RPM MAX.
CZ.008.L25/L32S	GSX-310-3x	RADIAL DOUBLE OUTPUT		ER-11 RATIO 1:3 15.000 RPM MAX.
CZ.011.L25/L32		RADIAL SET-BACK		ER-11 RATIO 1:1 9.000 RPM MAX.
CZ.011.L25/L32		RADIAL SET-BACK SPEEDER		ER-11 RATIO 1:3 15.000 RPM MAX.
CZ.021.L25/L32		RADIAL ADJUSTABLE SPEEDER		ER-11 RATIO 1:2.5 15.000 RPM MAX.
CZ.029.L25/L32	GSE-1307	RADIAL 6 SPINDLES		ER-11 RATIO 1:1 9.000 RPM MAX.
CZ.035.L25/L32	LSW-101	THREAD WHIRLING ± 25°		CUTTING HEAD RATIO 1:1 6.000 RPM MAX.
CZ.038.L25/L32	GSS-510	AXIAL SAW-MILL		Ø 13 RATIO 2:1 5.000 RPM MAX.
CZ.051.L25/L32		RADIAL "Y" AXIS		ER-11 RATIO 1:1 9.000 RPM MAX.



Tooling for : BENZINGER - CITIZEN - DMG - ESCOMATIC - HANWHA - MAIER - MANURHIN - NEXTURN - PFIFFNER - STAR - TSUGAMI - WITECH - ETC.

MADAULA GROUP

Chicago - São Paulo

Barcelona - Bologna - Waghäusel

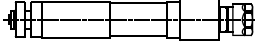

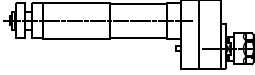
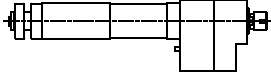
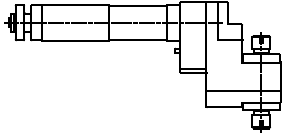
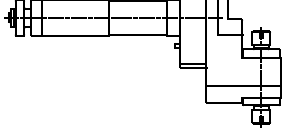
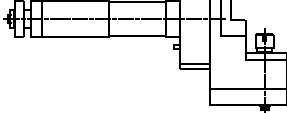
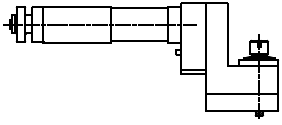
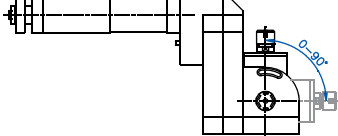
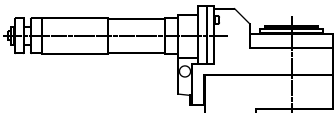
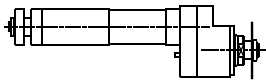
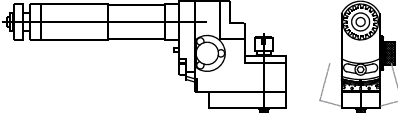
hello@madaula.com

Specials : welcome



CITIZEN M20/M32 Ø32 GANG TOOLING

Higher precision : 0,003 mm runout

	Citizen ref				
CZ.000.M20/M32	GSC-510	AXIAL		ER-16 RATIO 1:1 5.000 RPM MAX.	
CZ.001.M20/M32		AXIAL OFFSET		ER-16 RATIO 1:1 5.000 RPM MAX.	
CZ.002.M20/M32	GSC-510-3x	AXIAL SPEEDER		ER-11 RATIO 1:3 15.000 RPM MAX.	
CZ.008.M20/M32	GSE-306	RADIAL DOUBLE OUTPUT		ER-11 RATIO 1:1 5.000 RPM MAX.	
CZ.008.M20/M32S	GSE-306-3x	RADIAL DOUBLE OUTPUT		ER-11 RATIO 1:3 15.000 RPM MAX.	
CZ.011.M20/M32	GSE-507	RADIAL SET-BACK		ER-11 RATIO 1:1 5.000 RPM MAX.	
CZ.013.M20/M32		RADIAL SPEEDER		ER-11 RATIO 1:3 15.000 RPM MAX.	
CZ.021.M20/M32	GSA-107	RADIAL ADJUSTABLE SPEEDER		ER-11 RATIO 1:2.5 15.000 RPM MAX.	
CZ.035.M20/M32		THREAD WHIRLING ± 25°		CUTTING HEAD RATIO 1:1 6.000 RPM MAX.	
CZ.038.M20/M32	GSS-510	AXIAL SAW-MILL		Ø 13 RATIO 2:1 5.000 RPM MAX.	
CZ.051.M20/M32		RADIAL "Y" AXIS		ER-11 RATIO 1:1 5.000 RPM MAX.	

Tooling for : BENZINGER - CITIZEN - DMG - ESCOMATIC - HANWHA - MAIER - MANURHIN -NEXTURN - PFIFFNER - STAR - TSUGAMI - WITECH - ETC.

MADAULA GROUP

Chicago - São Paulo

Barcelona - Bologna - Waghäusel

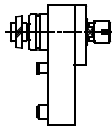

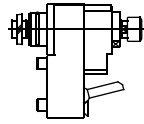
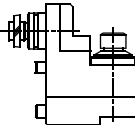

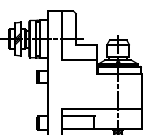
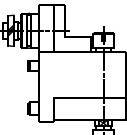
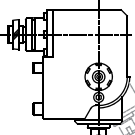

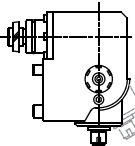
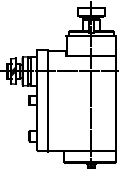

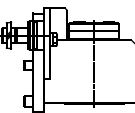
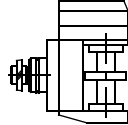

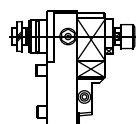
hello@madaula.com

Specials : welcome



CITIZEN M12/M16T TURRET TOOLING

Higher precision : 0,003 mm runout

Citizen ref					
CZ.000.M12/M16T	MSC-106	AXIAL		ER-11 RATIO 1:1 6.500 RPM MAX.	
CZ.002.M12/M16T	MSC-106-2X	AXIAL SPEEDER		ER-11 RATIO 1:2 13.000 RPM MAX.	
CZ.011.M12/M16T	MSE-106	RADIAL SET-BACK		ER-11 RATIO 1:1 6.500 RPM MAX	
CZ.013.M12/M16T	MSE-106-3x	RADIAL SPEEDER		ER-11 RATIO 1:3 15.000 RPM MAX.	
CZ.029.M12/M16T		RADIAL 4 SPINDLES		ER-11 RATIO 1:1 6.500 RPM MAX.	
CZ.021.M12/M16T	MSA-103	RADIAL ADJUSTABLE		ER-11 RATIO 1:1 6.500 RPM MAX.	
CZ.021.M12/M16TS	MSA-103-3x	RADIAL ADJUSTABLE SPEEDER		ER-11 RATIO 1:3 15.000 RPM MAX.	
CZ.034.M12/M16T	MSP-160	POLYGON MAKER REDUCER		Ø 16 RATIO 3:1 4.000 RPM MAX.	
CZ.035.M12/M16T	MSW-101	THREAD WHIRLING ± 15°		CUTTING HEAD RATIO 2:1 6.000 RPM MAX.	
CZ.036.M12/M16T	MSH-132	GEAR HOBGING		Output: Cyl-Shaft RATIO 3:1 2.000 RPM MAX.	
CZ.050.M12/M16T		AXIAL "Y" AXIS		ER-11 RATIO 1:1 6.500 RPM MAX.	

Tooling for : BENZINGER - CITIZEN - DMG - ESCOMATIC - HANWHA - MAIER - MANURHIN - NEXTURN - PFIFFNER - STAR - TSUGAMI - WITECH - ETC.

MADAULA GROUP

Chicago - São Paulo

Barcelona - Bologna - Waghäusel

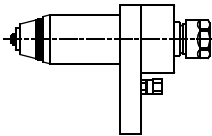

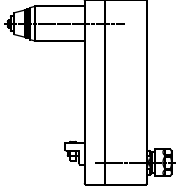
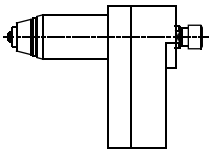

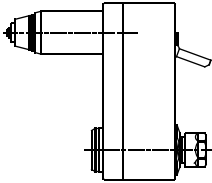
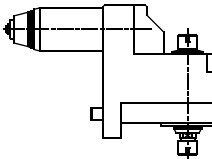

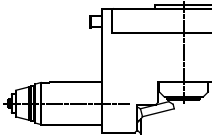
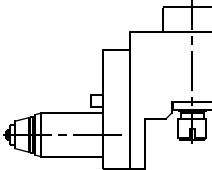

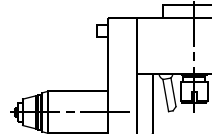
hello@madaula.com

Specials : welcome



CITIZEN M20/M32T TURRET TOOLING

Higher precision : 0,003 mm runout

	Citizen ref				
CZ.000.M20/M32T	KSC-110-K	AXIAL		ER-16 RATIO 1:1 5.000 RPM MAX.	
CZ.001.M20/M32T		AXIAL OFFSET		ER-16 RATIO 1:1 5.000 RPM MAX.	
CZ.002.M20/M32T	KSC-110-3X	AXIAL SPEEDER		ER-11 RATIO 1:3 15.000 RPM MAX.	
CZ.003.M20/M32T		AXIAL OFFSET REDUCER		ER-20 RATIO 2:1 2.500 RPM MAX.	
CZ.008.M20/M32T	KSE-110	RADIAL DOUBLE OUTPUT		ER-11 RATIO 1:1 5.000 RPM MAX.	
CZ.011.M20/M32T		RADIAL SET-BACK		ER-20A RATIO 1:1 5.000 RPM MAX.	
CZ.017.M20/M32T	KSE-110KAI	RADIAL SET-BACK COOLANT THROUGH		ER-16 RATIO 1:1 5.000 RPM MAX.	
CZ.013.M20/M32T	KSE-110-2X	RADIAL SET-BACK SPEEDER		ER-11 RATIO 1:2 10.000 RPM MAX.	

Tooling for : BENZINGER - CITIZEN - DMG - ESCOMATIC - HANWHA - MAIER - MANURHIN -NEXTURN - PFIFFNER - STAR - TSUGAMI - WITECH - ETC.

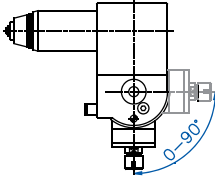

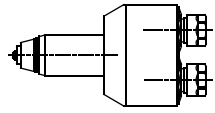
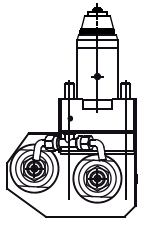
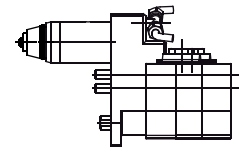

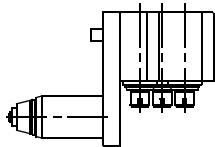
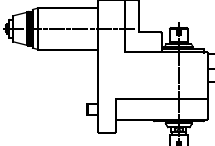

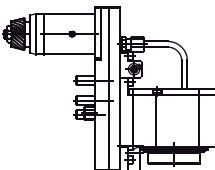
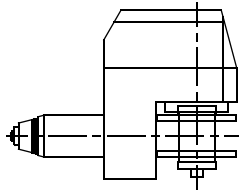

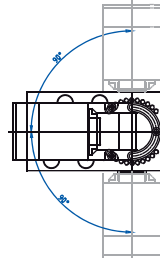
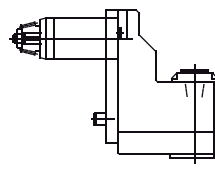
MADAULA GROUP
Chicago - São Paulo
Barcelona - Bologna - Waghäusel

hello@madaula.com
Specials : welcome



CITIZEN M20/M32T TURRET TOOLING

Higher precision : 0,003 mm runout

CZ.021.M20/M32T	Citizen ref KSA-107-S	RADIAL ADJUSTABLE		ER-11 RATIO 1:1 5.000 RPM MAX.	
CZ.023.M20/M32T	KSC-510	AXIAL DOUBLE OUTPUT		ER-16 RATIO 1:1 5.000 RPM MAX.	
CZ.029.M20/M32T		RADIAL 2 SPINDLES		ER-16 RATIO 1:1 5.000 RPM MAX.	
CZ.029.M20/M32T	CDF-901	RADIAL 3 SPINDLES		ER-11 RATIO 1:1 5.000 RPM MAX.	
CZ.015.M20/M32T		RADIAL 4 SPINDLES		ER-11 RATIO 1:1 5.000 RPM MAX.	
CZ.035.M20/M32T	KSW-101	THREAD WHIRLING ± 15°		CUTTING HEAD RATIO 1:1 5.000 RPM MAX.	
CZ.036.M20/M32T	KSS-660	GEAR HOBBING		Output: Cyl-Shaft RATIO 3:1 2.000 RPM MAX.	
CZ.051.M20/M32T		RADIAL "Y" AXIS ADJUSTABLE		ER-16A RATIO 1:1 5.000 RPM MAX.	

Tooling for : BENZINGER - CITIZEN - DMG - ESCOMATIC - HANWHA - MAIER - MANURHIN - NEXTURN - PFIFFNER - STAR - TSUGAMI - WITECH - ETC.

MADAULA GROUP

Chicago - São Paulo

Barcelona - Bologna - Waghäusel

hello@madaula.com

Specials : welcome

